

ECLIPSE BRAID & VALANCE

STYLE OPTIONS




VALANCE STYLE OPTIONS

The valance is located on the front of the awning and provides additional solar protection. The valance slides into a track on the front bar and typically measures 8 inches long. Depending on the model you select, you can choose from different valance cut styles.



STRAIGHT - If no braid is selected it's considered, "STRAIGHT HEM ONLY"



WAVE



CLASSIC




EURO














GREEK

BRAID COLOR OPTIONS

The braid is the finished edge along the bottom of the valance and is constructed of 100% acrylic fibers. Our seamstress will select the best braid color match based on the fabric you choose or you can choose from our 18 color options. The numbers listed below each color are the exact color match to the sunbrella fabric color.



White #4604 ▶		Terra Cotta #4622 ▶	
Heather Beige #4672 ▶		Red #4603 ▶	
Linen #4633 ▶		Burgundy #4631 ▶	
Toast #4628 ▶		Sky Blue #4624 ▶	
Taupe #4648 ▶		Pacific Blue #4601 ▶	
Cocoa #4676 ▶		Sapphire #4641 ▶	
Brown #4621 ▶		Captain Navy #4646 ▶	
Fern #4671 ▶		Gray #4630 ▶	
Forest #4637 ▶		Black #4608 ▶	



99.2% of Eclipse customers would recommend us to a friend or neighbor. (based on 2020 & 2021 Eclipse owners feedback)

Verified, third party customer reviews since 1/1/18 to date
Powered by:



For more photos, customer feedback and additional product details, please visit:

ECLIPSESHADING.COM