



FEEL THAT OLD WORLD CHARM AGAIN

The Eclipse Drop Arm will give you the elegance and serenity of the past with today's technology. Incorporating the finest, most durable components available, the Drop Arm will provide years of trouble free solar protection. With three hardware colors to choose from, custom sizing and a full color palette of fabrics, your Eclipse shading expert will custom design and install Drop Arm awnings that you will enjoy every time you see your home.

SELF STORING WHEN NOT IN USE

With 170 degrees of adjustable inclination, you determine how much of the sun's heat and light you need. When you desire full exposure your Drop Arm awnings can be fully retracted under their optional protective hood or stored under an overhang, protecting the fabric from the elements.



Optional Hood

**SIZES AVAILABLE**  
Widths: up to 30'0" (1/4" increments)  
Projections/Drops: from 2'0" to 5'0" (in 4" increments - 10 sizes available)

The Eclipse Drop Arm components meet stringent ISO 9001 and TUV standards and are assembled in the USA by skilled craftspeople.

**PRODUCT WARRANTY\***  
10 years on Framework  
10 years on Fabric  
5 years on motor and electronics  
\*Please review warranty for complete details

**ADVANCED BELT TECHNOLOGY (ABT)**  
The Eclipse exclusive, tension transmission system, our ABT is also incorporated in our Drop Arm units to keep your fabric taut for years to come. The ABT, like our higher end retractable systems is hidden from view to provide a cleaner, more refined look.

**ARM LIFE EXPECTANCY:**

|   |            |                 |
|---|------------|-----------------|
| ➔ | <b>ABT</b> | — 60,000 Cycles |
|   | CHAIN      | — 8,000 Cycles  |
|   | CABLE      | — 5,000 Cycles  |

**DEGREE OF INCLINATION**

| Wall Mounting | Ceiling/Soffit Mounting |
|---------------|-------------------------|
|               |                         |

**MOUNTING AND ADJUSTABILITY**  
Drop Arm awnings can be wall or ceiling mounted to provide shade where you need it. The spring loaded arms provide you the option to adjust the unit from fully retracted to full coverage.

Your independently owned and operated dealer

EL6P225

99.2% of Eclipse customers would recommend us to a friend or neighbor. (based on 2023 & 2024 Eclipse owners feedback)

---

Verified, third party customer reviews since 1/1/18 to date  
Powered by:

★★★★★  
Product Rating 4.7

★★★★★  
Dealer Rating 4.8

For more photos, customer feedback and additional product details, please visit:  
[ECLIPSESHADING.COM](http://ECLIPSESHADING.COM)



# UNIQUELY DESIGNED

# TO MEET YOUR NEEDS

# PRODUCT OPTIONS




## REDUCE COOLING AND FADING - WHILE ADDING COLOR AND STYLE

Add the look of old world charm to your home, outdoor structure or store front with Eclipse Drop Arm awnings. This green solution to your solar problem starts by choosing from over 150 long lasting, 100% acrylic fabrics that will not rot, mildew or fade - guaranteed. By adding Drop Arms to your home or business, you add appealing dimension to the structure.



## ADVANCED BELT TECHNOLOGY

Just like the rest of the Eclipse line of shading products, the Drop Arm incorporates our unique and exclusive ABT tension transfer system that utilizes multiple steel cables in a poly carbon, UV resistant coating. Unlike exposed steel cables or chains, your Eclipse Drop Arm has been tested to 60,000 cycles, far outlasting the competition.



## MOTORIZED FOR EASY, WORRY FREE PROTECTION

To get the most out of your shading system, order it motorized! This will allow you to operate your Drop Arm or multiple units with a wireless wall switch, a hand held remote, a smart device...or from all of these! You also have the option to add automatic sensors that will adjust your shading system throughout the day.



## YOU CONTROL THE SUN ALL YEAR LONG

Because of the retractable nature of the Drop Arm, you can adjust the product to best suit your shading or privacy needs. You will reduce interior room temperatures up to 20 degrees by stopping the sun's heat before it reaches the glass. For low sun, The Drop Arm can be fully extended to provide virtually complete coverage of the window or opening.



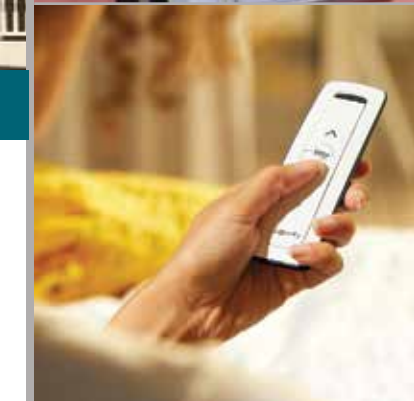
### MOTORIZED - MAKE YOUR LIFE EASIER

To provide you with touch of a button operation, we offer UL listed tubular motors. Ask your dealer which motor and electronic accessories will best meet your needs.



### POWDER COATED, ALUMINUM PROTECTIVE HOOD

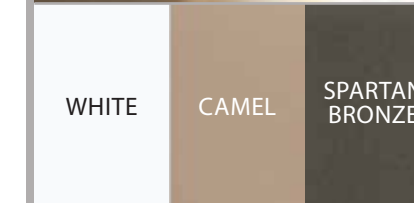
Protect your fabric from the elements all year long with a protective hood. This option, matching awning frame hardware color, will also help to extend the life of the motor. The protective hood is available up to 30' wide and includes aluminum side covers and stainless steel hardware for added, long term shelter.



### ELECTRONIC ACCESSORIES

Our world class wireless components make operating your shading system effortless.

- Wind/Motion Sensor: This accelerometer sensor attached to the awning's framework will retract the unit if it gets too windy - adding a level of safety and security.
- Sun Sensor: This sensor, typically mounted to an exterior wall, will automatically extend the awning once the preset sun level is attained, and will automatically retract your shading system when the sun passes.
- TaHoma: With TaHoma®, create scenarios to link your connected devices and activate them with just a click on your smartphone!



### HARDWARE TO MATCH YOUR DÉCOR

Eclipse offers three architecturally pleasing colors to either match or accentuate your home. Our pretreated powder coated finishes are second to none in durability and appearance.



### SUNBRELLA SHADE FABRICS - FROM SERENE TO STUNNING

Eclipse offers a wide array of long lasting, fade resistant, 100% acrylic fabrics from Sunbrella. The Sunbrella Shade fabrics are specifically made for heavy duty applications such as retractable awnings. Each fabric cover is computer cut, has ultrasonically sealed edges, and is sewn with Tenera thread to provide a full 10 year warranty on the fabric and the seams. Make a bold statement or blend harmoniously to your home's décor... whatever your choice, we have the fabric for you.



### ADD A LEVEL OF SECURITY

Looking for a lifetime warranty on your complete shading system - from frame to fabric, motor and electronics? Ask your dealer for complete details on our Platinum Protection programs.